

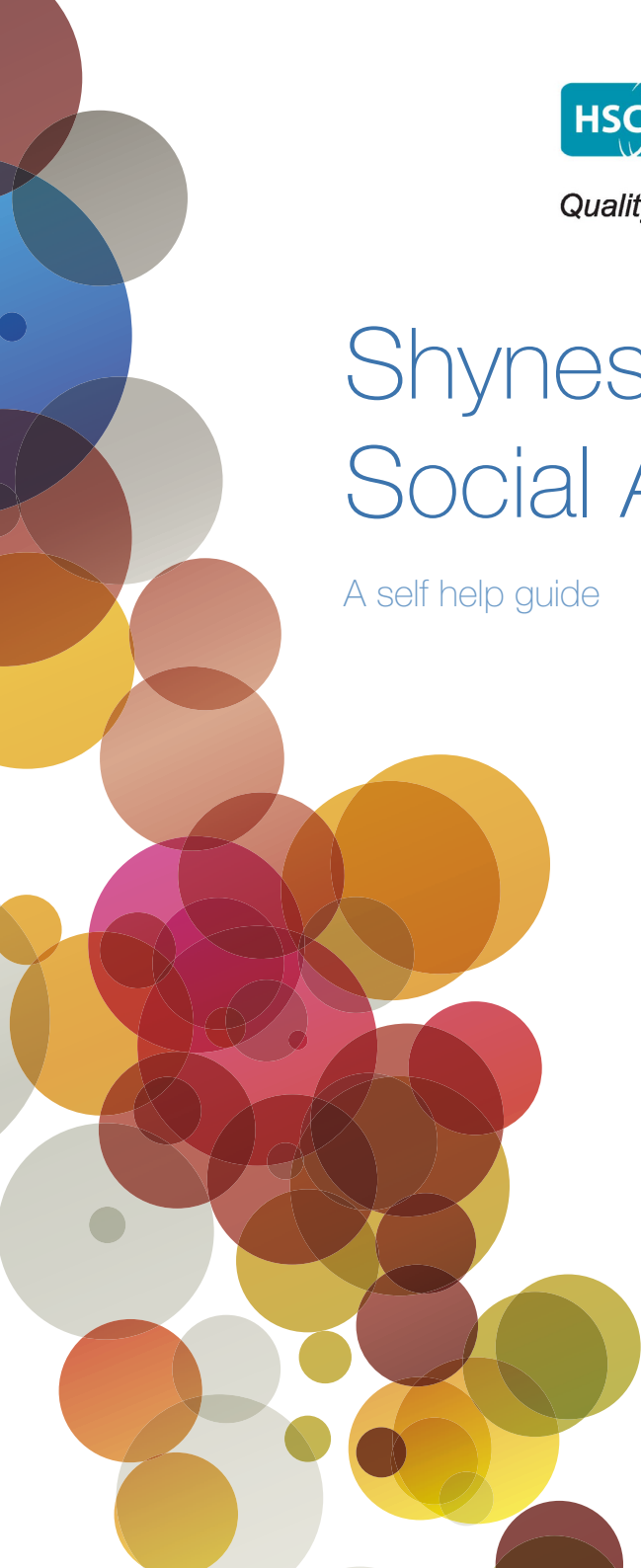


Southern Health
and Social Care Trust

Quality Care - for you, with you

Shyness and Social Anxiety

A self help guide



	Page
Introduction	3
Do I suffer from social anxiety?	4-5
What is shyness or social anxiety?	6
What causes social anxiety?	7
What keeps social anxiety going?	7-9
How can I help myself to overcome social anxiety?	9
Understanding social anxiety	9-10
How can I reduce my negative thoughts, beliefs and images?	10-13
How can I stop thinking that everyone is looking at me?	14-15
How can I change my own behaviour?	15-18
How can I reduce my physical symptoms?	19-23
Where can I get further help?	23-24
Useful organisations	24-26
Useful books	27
References	28

“I dread going to places where I may have to talk to people. Before I set off I just think I’m going to do or say something stupid, and that people will think I’m an idiot. No one else seems to be like this and I really feel there is something wrong with me. The only way I can face people is if my girlfriend is with me. It’s not fair, she is full of confidence...”

“If I have to talk in a meeting I just can’t cope. My legs go wobbly, I flush up and I feel quite sick. I feel everyone is watching me closely. I know it is silly and other people don’t seem to have the same difficulty. I keep thinking afterwards that they must feel I’m not really up to the job...”

These are the thoughts of two people who have a problem with shyness and social anxiety. This is a very common problem though people may not often talk about it. This booklet aims to help you to:

- recognise whether you may have a problem with shyness or social anxiety;
- understand what it is, what can cause it, and what can help keep it going;
- look at ways you can help yourself to overcome shyness or social anxiety.

Shyness and social anxiety are common problems that affect both men and women. Most of us feel shy or anxious in social situations at a certain point in our lives. This can be a much more serious problem for some people however, who find that their lives are made very difficult by their problem.

Do I suffer from social anxiety?

In order to check whether you may be suffering from social anxiety place a tick next to those symptoms you experience regularly.

- ☐ You feel a strong feeling of fear in social situations that won't go away.
- ☐ You think you may act in a way that will be embarrassing in front of others.

What happens to your body

When you go into a situation with others you feel anxious and may have some of the following feelings in your body:

- ☐ Heart racing and pounding.
- ☐ Chest feels tight or painful.
- ☐ Tingling or numbness in toes and fingers.
- ☐ Stomach churning or butterflies.
- ☐ Having to go to the toilet.
- ☐ Feeling jumpy or restless.
- ☐ Tense muscles.
- ☐ Sweating.
- ☐ Breathing changes.
- ☐ Dizziness and feeling light headed.
- ☐ Blushing.

What you think

- ☐ You know that the fear is too much or unreasonable.
- ☐ You feel that others are thinking badly of you.
- ☐ You think others are judging you.

- ☐ Before you go into social situations you think that things will go badly.
- ☐ You think “I will make a fool of myself” or “I will look stupid”.
- ☐ You may think “I’m boring” or “I’m strange”.
- ☐ You may believe “If I get it wrong people won’t like me” or “If I show I’m nervous people will think I’m stupid” or “I must not look anxious”.
- ☐ You have a negative picture of yourself in your mind, which is how you fear other people see you, this may be flustered, foolish, uninteresting, weak, timid etc...
- ☐ After you’ve been in a social situation you think “that was awful”, “I looked so stupid”, etc.

What you do

- ☐ Sometimes you go into social situations that you find difficult but find this very distressing and become very anxious.
- ☐ You avoid going into social situations that you find difficult, even if this is inconvenient to yourself. For example, going out to buy sandwiches rather than having to go into the busy staff canteen.
- ☐ Avoid talking on the telephone.
- ☐ Do things to help yourself in difficult social situations, such as rehearsing what you are going to say, offering to help in social situations so that you can keep busy, talking for a short time but then moving on to another location.
- ☐ Cannot relax in social situations, drink more, smoke more, talk quickly, keep on the move.

If you have ticked many of the boxes then you may be experiencing social anxiety or shyness.

What is shyness or social anxiety?

People who suffer from shyness or social anxiety often believe that other people will think badly of them or that people will be judging them. They think that they are being closely observed by other people and they would like to give a good impression. At the same time they may fear that they are not as good as other people and can't 'come up to the mark'.

They suffer symptoms of anxiety such as tension, rapid heartbeat and light-headedness when they are in social situations. They may blush or stammer or be unable to speak.

Certain situations may seem to be more difficult than others. People may feel quite at ease speaking to people they know but feel very anxious with strangers. Eating or speaking in front of others can be very difficult, as can crowded places such as canteens, pubs, shops or queues.

Some people will begin to avoid difficult situations, often leading to great inconvenience, loss of social life or even career prospects. Other people will find ways of avoiding making a fool of themselves by carrying out 'safety behaviours'. This can include not looking people in the eye so as not to draw attention to themselves, sitting down, holding on to something, staying close to someone they know, talking slowly and deliberately, keeping busy, moving quickly from conversation to conversation.

In summary – People who experience social anxiety fear that other people will think badly of them and often believe that they are not as good as others. This makes social situations very difficult or impossible for them.

What causes social anxiety?

Social anxiety is something that very many people experience in a mild form but some people find themselves more seriously affected by it. It is not a sign of any more serious physical or mental illness, but can be extremely distressing.

It is often related to 'low self esteem' or a poor opinion of yourself, which may have begun in childhood. Some people seem to be naturally more anxious and have learned to worry. Others may have had stressful life events that have led them to feel like this.

What keeps social anxiety going?

Some people feel socially anxious when they are young but become more confident as they get older. For other people it can just go on and on and become a life-long problem. There can be a number of reasons for this:

1. If someone has an anxious personality they will be in the habit of feeling anxious and will have long-term beliefs that they are 'no good in social situations'.
2. Avoidance of social situations keeps the person from becoming more used to social occasions. This stops them from learning that they can cope and feel fine. If a situation is avoided it feels even more difficult the next time they try and go into it. Some people have safety behaviours that don't let them learn that they can cope. For example always sticking with a friend.
3. The person with social anxiety often holds an unpleasant image of how they look to others, in their mind. When mixing with others the anxiety tends to make them focus on themselves more. They think of this image, feel anxious and believe that they look terrible to others. They rarely look to see how the other person is really responding to them. They make negative guesses about what the other person is

thinking and therefore never challenge their negative, unpleasant image of themselves.

4. 'Fear of fear' will sometimes take over so that the person will predict that they will be anxious in certain situations and expect certain symptoms, "I know I will go bright red when I speak", "I won't be able to get my words out" or "what if people notice my hands shaking"? These thoughts increase anxiety even before they go into the feared situation.
5. Research has shown that a person with social anxiety has equal social skills to others but does not believe this. People with social anxiety tend to wrongly believe that they are not socially skilled.
6. A vicious circle of social anxiety can begin which will look like this:



In summary social anxiety is linked to low self-esteem and continues because people hold long-term beliefs that they are 'no good in social situations'. These beliefs are never challenged because of avoidance safety behaviours and self focusing when faced with social situations.

How can I help myself to overcome social anxiety?

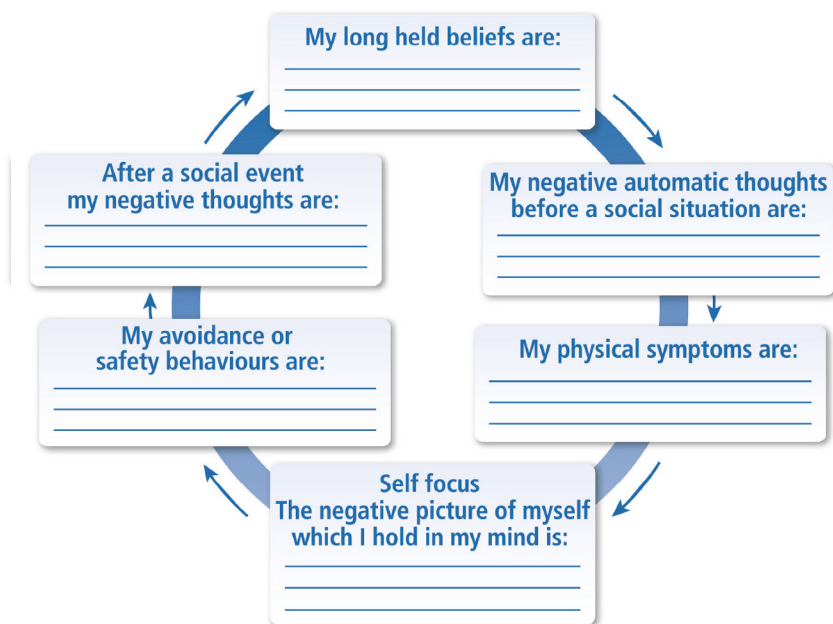
There are a number of ways that you can begin to help yourself to overcome anxiety. The approaches we will be using will be under the following headings:

- Understanding social anxiety;
- Negative beliefs and images in social anxiety;
- 'Self processing' – reducing your focus on yourself;
- Tackling avoidance and safety behaviours;
- Tackling the physical symptoms of social anxiety.

Understanding social anxiety

You may already by now have some ideas about what is causing your social anxiety. In order to understand it even better it may help you to try the following exercises:

- Think back to number of actual occasions that you found difficult over the last month then try and understand in more detail what was happening.
- Try and draw out your own vicious cycle of social anxiety - think of a recent social situation you found difficult.



If you can't get a clear picture of your difficulties by thinking back, then it may help to keep a social anxiety diary. For one or two weeks keep a diary of when you feel anxious and what was going on at the time. Keep a note each time of thoughts, physical symptoms, avoidance or safety behaviours, what you did and what your thoughts were afterwards.

Once you have a much clearer view of your own problems then you can begin to tackle the various parts of it and break the vicious circle of anxiety.

How can I reduce my negative thoughts, beliefs and images?

We have seen the role that thoughts have in keeping going the vicious circle of social anxiety. Thoughts can be words or they can be pictures in your mind. The following examples may help you to identify your own thoughts and pictures.

Examples:

Negative automatic thoughts	Picture
<ul style="list-style-type: none">• "I don't know what to say - people will think that I'm stupid".• Everyone will look at me when I walk in and I will shake".• "I will stammer and not find my words".• "I sounded really pathetic when I asked a question".	<ul style="list-style-type: none">• Image of self as small mousy creature.• Image of self looking wobbly and others smirking.• Image of self flushed and sweating, look of pity on faces of others.• Image of self with high squeaky voice, others looking strong and calm.

It may help to write down your own negative thoughts and images:

Thoughts	Images
<div>.....</div> <div>.....</div> <div>.....</div> <div>.....</div> <div>.....</div> <div>.....</div> <div>.....</div>	

Once you know what they are you can begin to fight back and break the vicious circle.

In particular ask yourself if you have any of the following unhelpful thinking styles?

1. Am I **mind-reading**? e.g. “he/she thinks I’m boring”.
In this case you don’t tend to find out or look to see what the other person really thinks. You believe your own negative views and blame it on the other person! e.g. “he doesn’t like me”. This is a very common problem for socially anxious people who assume their own negative view of themselves is also held by others.
2. Am I **fortune-telling** or catastrophising? e.g. “it’s going to be a disaster, everyone will be laughing at me”.
3. Am I **personalising** this? e.g. “they are all laughing, they must be talking about me” or “he looks tense it’s probably because he thinks he’s got to sit with me”.
4. Am I **focusing only on the bad things** e.g. “I really clammed up when I tried to speak to Jane” (ignoring that you had been able to speak easily to other people that day).

These unhelpful thinking styles mean that you don’t view yourself in social situations in a fair way. It may help to begin to try and answer back to find a fairer picture of what is happening. A good way of doing this is to write two columns – one for your thoughts that make you anxious and the other for a fairer more balanced thought, e.g:

Anxious thought	Balanced thought
<ul style="list-style-type: none"> • “If I hadn’t kept quiet I would have said something stupid and people would have thought I was odd”. • “I just gabbled away all the time, I must look like an idiot”. 	<ul style="list-style-type: none"> • “People would not have thought I was odd, friends have said I always sound so sensible, I just expect people to be negative about me”. • “No one seemed bothered by this. People come over to talk, I can’t be that bad”.

Write down some of your thoughts now and write as many answers or balanced thoughts as you can. Look out for unhelpful thinking. This question might also help, “what would you say to a friend who was thinking that way”?

The aim is to get faster at catching these anxious thoughts and answering back almost instantly. It takes a lot of practice, but really does work.

Anxious thoughts	Balanced thoughts
.....
.....
.....
.....
.....
.....
.....

How can I stop thinking that everyone is looking at me?

Research has shown that people with social anxiety tend to show an increase in 'self processing' in situations where they feel anxious. This means that:

- They concentrate a lot on their own body, especially looking for the symptoms of anxiety, e.g. shaking, sweating, red face, difficulties in speaking.
- They focus on their own thoughts with the negative images and views of themselves mentioned in the previous section.
- They have a strong negative image of how they look to others.
- The image is not the way they appear to others.
- They feel that they are the centre of attention and all this attention is critical and negative.

Ways of reducing self focus are:

- Do not 'monitor' yourself in social situations, pay attention to what is happening around you:
 - look at other people and the surroundings;
 - really listen to what is being said (not to your own negative thoughts);
 - don't take all the responsibility for keeping conversations going - silence is OK, other people will contribute.
- Begin to recognise that your physical symptoms of anxiety are not as noticeable as you think. Focus on your own body less and you'll stop noticing these symptoms.
- Begin to look at other people to see if they show symptoms of anxiety.
- Begin to believe that people will not dislike you because you are anxious – would you dislike someone just because they were anxious?

- Begin to note that you are not the central focus of everyone's attention.

Try out some of these ideas and see if they work for you. Begin to challenge some of your long term beliefs that you are no good in social situations.

How can I change my own behaviour?

Changing what you do is probably the most helpful way to overcome social anxiety. We have already talked of how avoidance and safety behaviours keep social anxiety going. It will help to be clear which behaviours you need to tackle. The following example may help you to pinpoint your own avoidance and safety behaviours.

Avoidance	(write your own list here)
<ul style="list-style-type: none"> • Not going to places where you will meet people. • Asking other people to do things for you when you would have to meet people. • Not talking to someone you know. 	<p>.....</p> <p>.....</p> <p>.....</p> <p>.....</p> <p>.....</p> <p>.....</p> <p>.....</p>

Safety behaviours	(write your own list here)
<ul style="list-style-type: none"> • Avoiding looking people in the eye. • Say little or let someone else do the talking. • Plan what to say or rehearse words. • Grip objects tightly. • Go to a safe place/corners. • Look away. • Keeping very busy. • Speak quickly. • Don't speak about self. • Look for a safe person to stick with. 	<div>.....</div> <div>.....</div> <div>.....</div> <div>.....</div> <div>.....</div> <div>.....</div> <div>.....</div> <div>.....</div> <div>.....</div> <div>.....</div> <div>.....</div>

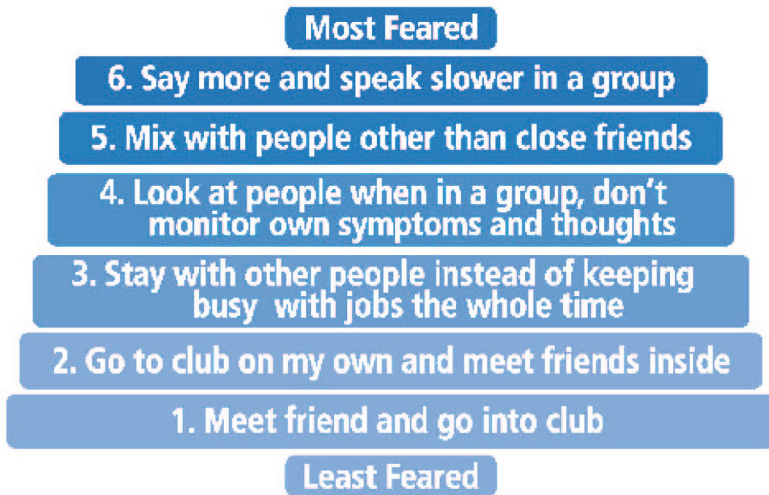
All of these types of avoidance and safety behaviours keep the problem going. It is important to:

- Gradually reduce the avoidance and begin to face the things you fear.
- Begin by making a list of all the avoidance and safety behaviours that you aim to prevent.
- Next make an 'anxiety ladder' where those targets easiest to achieve are at the bottom and your most difficult situations are at the top.

It may help to look at this example:

Fear of talking in front of a group of people

John is fearful of talking in front of a group of people. In the past he has avoided this by using safety behaviours such as not looking at others, keeping busy, speaking very quickly and staying next to a close friend who talks a lot. Recently he has stopped going to the club, because of his fear. He really misses this. He has made up the following anxiety ladder.



John will begin with step 1 and gradually work towards step 6. He will gradually reduce his safety behaviours and make sure not to take on new ones!

Try this for yourself, make up an anxiety ladder.

- 1.....
- 2.....
- 3.....
- 4.....
- 5
- 6.....
- 7.....
- 8.....
- 9.....
- 10.....

Take things one step at a time.

You will need to practise regularly to manage thoughts and physical symptoms of anxiety using the skills you have learned in the other sections. You will gradually learn that you can cope and feel comfortable in social situations. It is worth remembering that many other people feel anxious in social situations too, it just doesn't show. You are not the only one.

How can I reduce my physical symptoms?

Reducing Physical Symptoms

Relaxation

In order to reduce the severity of physical symptoms it is useful to 'nip them in the bud', by recognising the early signs of tension.

Once you have noticed early signs of tension you can prevent anxiety becoming too severe by using relaxation techniques. Some people can relax through exercise, listening to music, watching TV, or reading a book.

For others it is more helpful to have a set of exercises to follow. Some people might find relaxation or yoga classes most helpful, others find CDs useful. You can obtain a relaxation CD from your GP, and there are also a wide number of relaxation CDs available in the shops.

Relaxation is a skill like any other which needs to be learned, and takes time. The following exercise teaches deep muscle relaxation, and many people find it very helpful in reducing overall levels of tension and anxiety.

Deep muscle relaxation

It is helpful to read the instructions first and to learn them eventually. Start by selecting quite a warm, comfortable place where you won't be disturbed. Choose a time of day when you feel most relaxed to begin with. Lie down, get comfortable, close your eyes. Concentrate on your breathing for a few minutes, breathing slowly and calmly: in two-three and out two-three. Say the words "calm" or "relax" to yourself as you breathe out. The relaxation exercise takes you through different muscle groups, teaching you firstly to tense, then relax. You should breathe in when tensing and breathe out when you relax. Starting with your hands, clench one fist tightly. Think about the

tension this produces in the muscles of your hand and forearm. Study the tension for a few seconds and then relax your hand. Notice the difference between the tension and the relaxation. You might feel a slight tingling. This is the relaxation beginning to develop.

Do the same with the other hand.

Each time you relax a group of muscles think how they feel when they're relaxed. Don't try to relax, just let go of the tension. Allow your muscles to relax as much as you can. Think about the difference in the way they feel when they're relaxed and when they're tense. Now do the same for the other muscles of your body. Each time tense them for a few seconds and then relax. Study the way they feel and then let go of the tension in them.

It is useful to stick to the same order as you work through the muscle groups:

- **Hands** – clench fist, then relax.
- **Arms** – bend your elbows and tense your arms. Feel the tension especially in your upper arms. Remember, do this for a few seconds and then relax.
- **Neck** – press your head back and roll it from side to side slowly. Feel how the tension moves. Then bring your head forward into a comfortable position.
- **Face** – there are several muscles here, but it is enough to think about your forehead and jaw. First lower your eyebrows in a frown. Relax your forehead. You can also raise your eyebrows, and then relax. Now, clench your jaw, notice the difference when you relax.
- **Chest** – take a deep breath, hold it for a few seconds, notice the tension, then relax. Let your breathing return to normal.
- **Stomach** – tense your stomach muscles as tight as you can and relax.

- **Buttocks** – squeeze your buttocks together, and relax.
- **Legs** – straighten your legs and bend your feet towards your face. Finish by wiggling your toes.

You may find it helpful to get a friend to read the instructions to you. Don't try too hard, just let it happen.

To make best use of relaxation you need to:

- Practice daily.
- Start to use relaxation in everyday situations.
- Learn to relax without having to tense muscles.
- Use parts of the relaxation to help in difficult situations, e.g. breathing slowly.
- Develop a more relaxed lifestyle.

This relaxation exercise may be available on CD from your GP.

Remember relaxation is a skill like any other and takes time to learn. Keep a note of how anxious you feel before and after relaxation, rating your anxiety 1-10.

Controlled Breathing

Over-breathing: it is very common when someone becomes anxious for changes to occur in their breathing. They can begin to gulp air, thinking that they are going to suffocate, or can begin to breathe really quickly. This has the effect of making them feel dizzy and therefore more anxious.

Try to recognise if you are doing this and slow your breathing down. Getting into a regular rhythm of in two-three and out two-three will soon return your breathing to normal. Some people find it helpful to use the second hand of a watch to time their breathing.

It takes at least three minutes of slow breathing for your breathing to return to normal.

Mindful Breathing

This is a different approach to managing social anxiety. The goal of mindful breathing is calm, non-judging awareness, allowing thoughts and feelings to come and go without getting caught up in them. The aim is to concentrate only on the present moment, not the past and not the future. Much of our anxiety is linked to thoughts and feelings about the past and the future. Follow these instructions:

Sit comfortably, with your eyes closed or lowered and your back straight.

- Bring your attention to your breathing.
- Imagine that you have a balloon in your stomach. Every time you breathe in, the balloon inflates. Each time you breathe out, the balloon deflates. Notice the sensations as the balloon inflates and deflates. Your chest and stomach rising with the in-breath, and falling with the out-breath.
- Thoughts will come into your mind, and that's okay, because that's just what the mind does. Just notice those thoughts, then bring your attention back to your breathing.
- You can notice sounds, physical feelings, and emotions, and again, just bring your attention back to your breathing.
- Don't follow those thoughts or feelings, don't judge yourself for having them, or analyse them in any way. It's okay for the thoughts to be there. Just notice those thoughts, and let them drift on by; bring your attention back to your breathing.
- Whenever you notice that your attention has drifted off and is becoming caught up in thoughts or feelings, simply note that attention has drifted, and then gently bring the attention back to your breathing.

Thoughts will enter your awareness, and your attention will follow them. No matter how many times this happens, just keep bringing your attention back to your breathing. The more you can practice this exercise the more it will help you to manage anxiety.

Distraction

If you take your mind off your symptoms you will find that the symptoms often disappear. Try to look around you. Study things in detail, registration numbers, what sort of shoes people are wearing, conversations. Again, you need to distract yourself for at least three minutes before symptoms will begin to reduce.

Whilst relaxation, breathing exercises, mindful breathing and distraction techniques can help reduce anxiety it is vitally important to realise that anxiety is not harmful or dangerous. Even if we did not use these techniques, nothing awful would happen. Anxiety cannot harm us, but it can be uncomfortable. These techniques can help reduce this discomfort.

Summary - coping with social anxiety.

- **Understand all the parts of your anxiety, the physical symptoms, the thoughts and beliefs and your safety and avoidance behaviours.**
- **Reduce negative thoughts by looking for and challenging unhelpful thinking. Use balanced thoughts to get a fairer picture of yourself.**
- **Reduce self processing - try not to monitor your own physical symptoms and thoughts. Look to what is going on around you.**
- **Reduce avoidance and safety behaviours by gradually facing situations you fear whilst reducing safety behaviours.**
- **Tackle the physical symptoms of social anxiety using relaxation and other methods described.**

Where can I get further help?

We hope you will use the exercises suggested in this booklet. They may help you overcome social anxiety and return to normal life.

If you feel you are making little progress or the problem is getting worse then seek help in overcoming your problem.

Your GP is the best person to talk to first. Your GP may suggest a talking treatment or tablets or both. He or she may suggest you see a mental health worker who can offer expert help with your problems.

If you feel so distressed that you have thoughts of harming yourself then visit your doctor as soon as possible and explain to him or her how you are feeling.

Useful organisations

Local Support:

- **Aware Defeat Depression**

Tel: 028 90357820

Website: www.aware-ni.org

Email: help@aware-ni.org

Provides support for those experiencing depression. Support groups are available in the Southern trust.

- **Lifeline**

Tel: 0808 808 8000

Textphone for hard of hearing: 18001 0808 808 8000

Website: www.lifelinehelpline.info

Lifeline counsellors are available 24hrs a day to offer support for those in distress

- Northern Ireland Agoraphobia and Anxiety Society

Tel: 028 90 727163 / 028 90234555

Website: www.praxisprovides.com

Telephone support for people experiencing agoraphobia, anxiety or panic attacks. It also offers support for carers.

- Relate NI

Helpline: 08702 426091

Tel: 028 90323454

Website: www.relateni.org

Relate provides services to anyone seeking help to deal with relationship issues. Services are available in the Southern Trust.

- Samaritans

Helpline: 0845 7909090

Website: www.samaritans.org

Email: jo@samaritans.org

Provides 24hr emotional support to anyone experiencing distress and despair.

National Support:

- Anxiety UK

Tel: 08444 775 774

www.anxietyuk.org.uk

Provides information and support to people suffering from anxiety disorders.

- British Association for Counselling and Psychotherapy

Tel: 01455 883 316

www.bacp.co.uk

Offers an information service providing contacts for counselling in Northern Ireland, England and Wales.

“Ä^] |^••ā } Ä|ä &^

V^|K| | Í ÁGHGHG

, , , È^] |^••ā } ä|ä &^È |*

Q-{|{ äā } È^~]] | | öä } ä^ | • ää * Ä | Ä ^ [] | Ä @ Ä ~ ~ |

, ä@Ä^] |^••ā } Èä } äÄ | Ä^ | ää^ • Ä @ Ä ä öÄ Ä@] È^ | -È@] Ä

* | [~] • Èä -{|{ äā } Ää } äÄää * Ää ä^ ^••Ä | Ä^] |^••ā } Èä

Ä

• Mental Health Matters

Tel: 0191 516 3500

www.mentalhealthmatters.com

A national organisation which provides support and information on employment, housing, community support and psychological services.

• Mind Infoline

Tel: 0300 123 3393 Helpline available Mon - Fri, 9am - 6pm.

www.mind.org.uk

Provides information on a range of topics including types of mental distress, where to get help, drug and alternative treatments and advocacy. Also provides details of help and support for people in their own area.

• Social Anxiety UK

www.social-anxiety.org.uk

Email: contact@social-anxiety.org.uk

Information on social anxiety disorder and tips for living with the condition. No helpline available.

• Triumph over Phobia

Tel: 0845 600 9601

www.topuk.org

P.O. Box 3760, Bath, BA2 3WY

Provides national network of self help groups for people with phobias or OCD.

Useful books

- **Feeling good: the new mood therapy**

David Burns, HarperCollins 2000

A drug-free guide to curing anxiety, guilt, pessimism, procrastination, low self-esteem, and other depressive disorders.

- **Feel the fear and do it anyway: how to turn your fear and indecision into confidence and action**

Susan Jeffers, Vermilion 2007

Will give you the insight and tools to vastly improve your ability to handle any given situation.

- **Managing anxiety: a training manual (2nd revised edition)**

Helen Kennerley, Oxford University Press 1995

This practical guide provides clear guidelines for anxiety or stress management for a wide range of disorders. It is appropriate for use by psychologists and non-psychologists, and is suitable for trainees and fully qualified health or occupational professionals alike.

- **Living with fear (2nd revised edition)**

Isaac Marks, McGraw-Hill 2005

This self-help guide gives practical advice to people who are suffering from phobias, panic, obsessions, rituals or traumatic distress.

- **Overcoming social anxiety and shyness: a self-help guide using cognitive behavioural techniques**

Gillian Butler, Constable and Robinson 2009

Outlines the nature of shyness, the symptoms and possible causes and explains how to deal with upsetting thoughts, overcome avoidance and manage symptoms of anxiety through relaxation, distraction and panic management.

- **Complete Self help for your nerves**

Claire Weekes, HarperCollins 2008

Guide for everything you need to know to keep relaxed through every day life. Offers comprehensive insight and advice into coping with nervous stress.

References

- Weisman, I Aderka, S Marom, H Hermesh, and E Gilboa-Schechtman (2011). "Social rank and affiliation in social anxiety disorder." Behaviour Research and Therapy DOI: 10.1016/
- Crozier, W. R., & Alden, L. E. (2001). International Handbook of Social Anxiety: Concepts, Research, and Interventions Relating to the Self and Shyness. New York: John Wiley & Sons, Ltd.
- Clark, D. M., & Wells, A. (1995). A cognitive model of social phobia. In. R. G. Heimberg, M. R. Liebowitz, D. A. Hope, & F. R. Schneier (Eds.), Social phobia: Diagnosis, assessment, and treatment (pg 41–68). Guilford Press: New York.
- Gilbert P (December 2001). "Evolution and social anxiety. The role of attraction, social competition, and social hierarchies". Psychiatr. Clin. North Am. 24 (4): 723–51.
- Stopa L, Clark D (1993). "Cognitive processes in social phobia". Behav Res Ther 31 (3): 255–67.
- Segrin, C. and Kinney, T. (1995) "Social Skills Deficits Among the Socially Anxious: Rejection from Others and Loneliness." Motivation and Emotion, Vol. 19, No. 1 1995

Written by Dr Lesley Maunder and Lorna Cameron, Consultant Clinical Psychologists, The Newcastle upon Tyne Hospitals NHS Foundation Trust.

Many thanks to voluntary sector groups, service users and healthcare staff in Northumberland, Tyne and Wear who have contributed to the review of this guide.

This leaflet is reproduced with permission from Northumberland, Tyne and Wear NHS Foundation Trust © 2013 www.ntw.nhs.uk
A certified producer of reliable health and social care information
www.informationstandard.org

